

California Village Annual Water Quality Report

Public Water System #090600237

Calendar Year 2025

This report is a snapshot of your water quality. Included are details about where your water comes from, what it contains, and how it compares to standards set by regulatory agencies. We are committed to providing you with information because informed customers are our best allies.

Do I need to take special precautions?

Some people may be more vulnerable to contaminants in drinking water than the general population. Immuno-compromised persons such as persons with cancer undergoing chemotherapy, persons who have undergone organ transplants, people with HIV/AIDS or other immune system disorders, some elderly, and infants can be particularly at risk from infections. These people should seek advice about drinking water from their health care providers. The Environmental Protection Agency (EPA) and Centers for Disease Control (CDC) guidelines on appropriate means to lessen the risk of infection by *Cryptosporidium* and other microbial contaminants are available from the Safe Water Drinking Hotline (800-426-4791).

Where does my water come from?

Your water comes from 1 ground water source. One ground water source is purchased from Public Water System #CA3610032.

Why are there contaminants in my drinking water?

Drinking water, including bottled water, may reasonably be expected to contain at least small amounts of some contaminants. The presence of contaminants does not necessarily indicate that water poses a health risk. More information about contaminants and potential health effects can be obtained by calling the Environmental Protection Agency's Safe Drinking Water Hotline (800-426-4791).

The sources of drinking water (both tap water and bottled water) include rivers, lakes, streams, ponds, reservoirs, springs, and wells. As water travels over the surface of the land or through the ground, it dissolves naturally occurring minerals and, in some cases, radioactive material, and can pick up substances resulting from the presence of animals or from human activity including:

- microbial contaminants, such as viruses and bacteria, that may come from sewage treatment plants, septic systems, agricultural livestock operations, and wildlife;
- inorganic contaminants, such as salts and metals, which can be naturally occurring or result from urban stormwater runoff, industrial, or domestic wastewater discharges, oil and gas production, mining, or farming;
- pesticides and herbicides, which may come from a variety of sources such as agriculture, urban stormwater runoff, and residential uses;
- organic chemical contaminants, including synthetic and volatile organic chemicals, which are by-products of industrial processes and petroleum production, and can also come from gas stations, urban stormwater runoff, and septic systems;
- radioactive contaminants, which can be naturally occurring or be the result of oil and gas production and mining activities.

In order to ensure that tap water is safe to drink, EPA prescribes regulations that limit the amount of certain contaminants in water provided by public water systems. Food and Drug Administration (FDA) regulations establish limits for contaminants in bottled water which must provide the same protection for public health.

WATER QUALITY TABLE

The table below lists all of the drinking water contaminants detected during the calendar year of this report. The presence of contaminants in the water does not necessarily indicate that the water poses a health risk. Unless otherwise noted, the data presented in this table is from testing done in the calendar year of the report. The EPA or the State requires monitoring for certain contaminants less than once per year because the concentrations of these contaminants do not change frequently.

Contaminants	MRDLG	MRDL	Your Water	Range		Sample Date	MRDL Exceeded	Typical Source
				Low	High			

Disinfectants

Chlorine Units: Chlorine residual, ppm	4	4	1.2037	0.35	2.1	2025	No	Drinking water additive used for disinfection
-------------------------------------------	---	---	--------	------	-----	------	----	-----------------------------------------------

Contaminants	MCLG	MCL	Your Water	Range		Sample Date	Violation	Typical Source
				Low	High			

Disinfection By-Products

Five Haloacetic Acids (HAA5) Units: ppb	N/A	60	4.7	N/A	N/A	2025	No	By-product of drinking water chlorination
Total Trihalomethanes (TTHMs) Units: ppb	N/A	80	25	N/A	N/A	2025	No	By-product of drinking water chlorination

Contaminants	MCLG	Action Level	Your Water	Range		Sample Date	A.L. Exceeded	Typical Source
				Low	High			

Lead and Copper Rule

Copper Units: ppm - 90th Percentile	1.3	1.3	0.25	0.13	0.3	2023	No	Corrosion of household plumbing systems; erosion of natural deposits; leaching from wood preservatives
				0 sites over Action Level				
Lead Units: ppb - 90th Percentile	0	15	1.42	ND	2	2023	No	Corrosion of household water plumbing systems; discharges from industrial manufacturers; erosion of natural deposits
				0 sites over Action Level				

Contaminants	MCLG	MCL	Your Water	Range		Sample Date	Violation	Typical Source
				Low	High			

Unregulated Contaminant Monitoring Rule

Lithium, Total Units: ppm	N/A	N/A	65	53	65	2025	No	Lithium is a naturally occurring metal, has numerous commercial uses including as a main component of batteries. Lithium is also used as a pharmaceutical.
------------------------------	-----	-----	----	----	----	------	----	------------------------------------------------------------------------------------------------------------------------------------------------------------

Special Statements

Educational Statement for Lead

Lead can cause serious health problems, especially for pregnant women and young children. Lead in drinking water is primarily from materials and components associated with service lines and home plumbing. California Village is responsible for providing high quality drinking water and removing lead pipes, but cannot control the variety of materials used in plumbing components in your home. You share the responsibility for protecting yourself and your family from the lead in your home plumbing. You can take responsibility by identifying and removing lead materials within your home plumbing and taking steps to reduce your family’s risk. Before drinking tap water, flush your pipes for several minutes by running your tap, taking a shower, doing laundry or a load of dishes. You can also use a filter certified by an American National Standards Institute accredited certifier to reduce lead in drinking water. If you are concerned about lead in your water and wish to have your water tested, contact your water utility. Information on lead in drinking water, testing methods, and steps you can take to minimize exposure is available at <http://www.epa.gov/safewater/lead>.

Additional Information for Unregulated Contaminant Monitoring Rule (UCMR)

Our water system has sampled for a series of unregulated contaminants. Unregulated contaminants are those that don’t yet have a drinking water standard set by EPA. The purpose of monitoring for these contaminants is to help EPA decide whether the contaminants should have a standard. As our customers, you have a right to know that these data are available.

Service Line Inventory for Systems with All Non-Lead

California Village was required to complete an inventory of service line materials to determine whether any service lines connected to the distribution system are made of lead material. We determined that all service lines at California Village are made of non-lead materials. The service line inventory is available upon request, please contact us for more information.

Microbiological Testing

We are required to test your water regularly for signs of microbial contamination. Positive test results could lead to follow-up investigations called assessments and potentially the issuance of public health advisories. Assessments could lead to required corrective actions. The information below summarizes the results of those tests.

Calendar Year	Sampling Requirements	Sampling Conducted (months)	Total E.coli Positive	Assessment Triggers	Assessments Conducted
2025	2 Samples due monthly	12 out of 12	0	0	0

Public Notice for Monitoring/Reporting and Other Violations

We are required to monitor your drinking water for specific contaminants on a regular basis. Results of regular monitoring are an indicator of whether or not our drinking water meets health standards. During the period covered by this report, we did not complete all monitoring or testing for the contaminants listed below, and therefore cannot be sure of the quality of your drinking water during that time. Violations which have not been returned to compliance will be repeated annually. The table below lists the contaminants we did not properly test for or other violations during the report period.

Contaminant Name	Type of Violation	Begin/End Date	Steps Taken to Correct the Violation	Return to Compliance	Return Date	Action Comment
Chlorine	Failure to submit DBPR results for Stage 1 or 2 Disinfection By-Products Rule	1/1/2025 - 3/31/2025	Submission of subsequent monitoring results.	Yes	2/28/2025	February chlorine readings received on 2/28/2025.

What should I do, as a consumer?

There is nothing you need to do at this time.

What is being done by the utility?

We will work with our regulatory official to conduct all required contaminant monitoring as directed.

Definitions

Term	Definition
ppm	parts per million, or milligrams per liter (mg/L)
ppb	parts per billion, or microgram per liter (ug/L)
positive samples	the number of positive samples taken that year
% positive samples/month	% of samples taken monthly that were positive
ND	Not detected
N/A	Not applicable
MCLG	Maximum Contaminant Level Goal: The level of a contaminant in drinking water below which there is no known or expected risk to health. MCLGs allow for a margin of safety.
MCL	Maximum Contaminant Level: The highest level of a contaminant that is allowed in drinking water. MCLs are set as close to the MCLGs as feasible using the best available treatment technology.
MRDL	Maximum Residual Disinfectant Level
MRDLG	Maximum Residual Disinfectant Level Goal
TT	Treatment Technique: A required process intended to reduce the level of a contaminant in drinking water.
AL	Action Level: The concentration of a contaminant which, if exceeded, trigger treatment or other requirements which a water system must follow.
90th Percentile	Statistical value used to determine if Action Level is exceeded. Determined by calculating the value at which 90% of the samples tested were below that value.

How can I get involved?

Please feel free to contact the number provided below for more information or for a translated copy of the report if you need it in another language.

Please share this information with all the other people who drink this water, especially those who may not have received this notice directly (for example, people in apartments, nursing homes, schools, and businesses). You can do this by posting this notice in a public place or distributing copies by hand or mail.

For more information please contact:



Dara Duffy, General Manager, 8780 Highway 95, P.O. Box 5559, Mohave Valley, AZ 86446

Phone: (928) 296-1271

Fax:



Annual Water Quality Consumer Confidence Report 2025



An Overview of Your 2025 Consumer Confidence Report

Each year, the City of Needles Water Department prepares our annual Consumer Confidence Report. This report identifies what we test our water for, what was present and provides a snapshot of the water quality requirements set by the California State Water Resources Control Board (State Board) and the United States Environmental Protection Agency (USEPA).

To ensure our water meets all State and Federal regulatory standards, we sample and test our water system regularly and send these samples to an independent lab for processing. We test for a variety of contaminants on a regular basis. Contaminants are things that might be present in the water and could compromise its safety. Many contaminants that we test for are naturally occurring, but depending on the amount, could cause health concerns.

Within this Consumer Confidence Report, we have provided data tables that show what we test for, if there was a detection, and if so, at what level. It's important to remember that if there is a detection, that doesn't mean the water is not safe to drink. Many naturally occurring elements found in water are detected at low levels but are only known to have an adverse health affect at very high levels, over a long period of time. Ensuring water quality is a complex process and the information we provide may seem complicated. We want to make sure to answer any questions or concerns you may have. If you have any questions, please contact the City of Needles at 760-326-5740.



Do you know where your water comes from?

*One hundred percent of our water supply in
the City of Needles comes from groundwater!*

Water Saving Tips



Find and Fix Leaks

Check toilets and faucets for leaks, and repair them promptly.



Take Shorter Showers

Shortening your shower by 1-2 mins. can save up to 700 gallons per year!



Wash Full Loads (Clothes & Dishes)

Only run your dishwasher and clothes washer when they're full.



Avoid Watering Mid-Day

Water only in the early mornings or late evenings to minimize evaporation and wind.



Choose the Right Plants

Replace a portion of your lawn with native and CA Friendly plants that use less water.



Install Smart Sprinklers

Use water efficient technology like drip irrigation, rotating sprinkler nozzles, and



Message from the United States Environmental Protection Agency


The sources of drinking water (both tap water and bottled water) include rivers, lakes, streams, ponds, reservoirs, springs, and wells. As water travels over the surface of the land or through the ground, it dissolves naturally occurring minerals (and, in some cases, radioactive material) and can pick up substances resulting from the presence of animals or from human activity. Contaminants that may be present in source water include:

- Microbial contaminants, such as viruses and bacteria, that may come from sewage treatment plants, septic systems, agricultural livestock operations, and wildlife.
- Inorganic contaminants, such as salts and metals, that can be naturally occurring or result from urban stormwater runoff, industrial or domestic wastewater discharges, oil and gas production, mining, or farming.
- Pesticides and herbicides, that may come from a variety of sources such as agriculture, urban stormwater runoff, and residential uses.
- Organic chemical contaminants, including synthetic and volatile organic chemicals, that are by-products of industrial processes and petroleum production, and can also come from gas stations, urban stormwater runoff, agricultural application, and septic systems.
- Radioactive contaminants, that can be naturally occurring or be the result of oil and gas production and mining activities.

To ensure that tap water meets all Federal and State parameters, the U.S. Environmental Protection Agency (USEPA) and the State Water Resources Control Board (State Board) prescribe regulations that limit the amount of certain contaminants in water provided by public water systems. Food and Drug Administration (FDA) regulations also establish limits for contaminants in bottled water that provide the same protection for public health.

Drinking water, including bottled water, may reasonably be expected to contain at least small amounts of some contaminants. The presence of contaminants does not necessarily indicate that water poses a health risk. For more information about contaminants and potential health effects, please call the USEPA's Safe Drinking Water Hotline (800-426-4791).

Some people may be more vulnerable to contaminants in drinking water than the general population. Immunocompromised persons, such as persons with cancer undergoing chemotherapy, persons who have undergone organ transplants, people with HIV/AIDS or other immune system disorders, some elderly, and infants can be particularly at risk from infections. These people should seek advice about drinking water from their health care providers. USEPA/Centers for Disease Control (CDC) guidelines on appropriate means to lessen the risk of infection by *Cryptosporidium* and other microbial contaminants are available from the Safe Drinking Water Hotline (1-800-426-4791).





2025 Water Quality Test Results

Last year, as in years past, your tap water met all U.S. EPA and State drinking water health standards. The City of Needles vigilantly safeguards its water supplies and once again, we are proud to report that our system has not violated a maximum contaminant level or any other water quality standard. This brochure is a snapshot of last year's water quality. Included are details about where your water comes from, what your water contains, and how it compares to State standards. We are committed to providing you with information because informed customers are our best allies. The State allows us to monitor for some contaminants less than once per year because the concentrations of these contaminants do not change frequently. Some of our data, though representative, are more than one year old.



YEAR'S TESTED 2025

INORGANIC CONSTITUENTS- 2025

Chemical Constituent	Unit of Measure	State MCL	MCL Goal / PHG	Needles Range	Needles Average	Typical Source of Contamination
Hardness	mg/L	NA	NA	320-330	325	Erosion of Natural Deposits
Calcium	mg/L	NA	NA	77-79	78	Erosion of Natural Deposits
Sulfate	mg/L	500	NA	280-380	330	Erosion of Natural Deposits
Chloride	mg/L	600	NA	140-260	200	Erosion of Natural Deposits
Nitrate (NO3)	mg/L	10	<10	ND-1.1	1.1	Erosion of Natural Deposits
Nitrite (NO2)	mg/L	1	<1	ND - <0.3	<0.3	Erosion of Natural Deposits
Fluoride	mg/L	2	1	ND-1.5	1.5	Erosion of Natural Deposits
Specific Conductance	Umho/cm	1600	NA	1400-2100	1750	Erosion of Natural Deposits
Total Dissolved Solids	mg/L	1000	NA	830-1100	965	Erosion of Natural Deposits
Turbidity	NTU	5	NA	ND-0.19	0.19	Erosion of Natural Deposits
Iron	ug/L	300	100	ND-130	130	Erosion of Natural Deposits

Metals- Other - 2025

Chemical Constituent	Unit of Measure	State MCL	MCL Goal / PHG	Needles Range	Needles Average	Typical Source of Contamination
Arsenic	mg/L	10	0.004	ND-0.0053	0.0053	Erosion of Natural Deposits
Manganese	mg/L	50	nl=500	0.013-0.027	0.008	Erosion of Natural Deposits
Magnesium	mg/L	NA	NA	31-34	32.25	Erosion of Natural Deposits
Sodium	mg/L	NA	NA	160 -240	200	Erosion of Natural Deposits
Chromium	mg/L	50	100	ND<0.005	<0.005	Erosion of Natural Deposits
Bicarbonate	mg/L	NA	NA	180 - 200	190	Erosion of Natural Deposits
pH	units	NA	NA	7.91-8.18	8.0	Erosion of Natural Deposits
Barium	mg/L	1000	2000	ND-0.023	0.023	Erosion of Natural Deposits
Selenium	mg/L	50	30	ND-<0.005	<0.005	Erosion of Natural Deposits
MTBE	mg/L	13	13	ND-<0.0005	<0.0005	Leaking Underground Tanks

RADIOACTIVE CONSTITUENTS - 2025

Radioactive	Unit of Measure	MCL	MCL Goal / PHG	Range	Average	Typical Source of Contamination
Gross Alpha	PCI/L	15	0	0 - 6.15	6.15	Erosion of Natural Deposits

LEAD & COPPER-2025

(units)	ACTION LEVEL	PHG (MCLG)	Range of Detection	90 th % Level	MCL Violation?	Most Recent Sampling Date	Typical Source of Constituent
Copper (mg/L)	1.3	0.3	ND -0.240	0.240	No	2025	Internal corrosion of household plumbing systems; erosion of natural deposits; leaching from wood preservatives. No samples collected exceeded the action level.
Lead (mg/L)	15	0.2	ND - 0.0034	0.0034	No	2025	Internal corrosion of household water plumbing systems; discharges from industrial manufacturers; erosion of natural deposits. No samples collected exceeded the action level.

The city of Needles is required to monitor your drinking water for specific contaminants on a regular basis. Results of regular monitoring are an indicator of whether or not your drinking water meets health standards. During 2025 All Health standards were met.

DISTRIBUTION SYSTEM WATER QUALITY-2025

Microbiological Contaminants (units)	PRIMARY MCL	PHG (MCLG)	Value	MCL Violation?	Most Recent Sampling Date	Typical Source of Constituent
Total Coliform Bacteria (% of monthly positive samples)	More than 5% of monthly samples are positive	(0)	0	No	2025	Naturally present in the environment
Fecal Coliform and E. coli Bacteria (number of monthly positive samples)	A routine sample and a repeat sample are total coliform positive, and one is also Fecal Coliform or E.coli positive	(0)	0	No	2025	Human and animal fecal waste

Water Quality Terms

Inorganic Chemicals Maximum Contaminant Level (MCL): The highest level of a contaminant that is allowed in drinking water. Primary MCLs are set as close to the PHGs (or MCLGs) as is economically and technologically feasible. Secondary MCLs are set to protect the odor, taste, and appearance of drinking water.

Maximum Contaminant Level Goal (MCLG): The level of a contaminant in drinking water below which there is no known or expected risk to health. MCLGs are set by the U.S. Environmental Protection Agency.

Public Health Goal (PHG): The level of a contaminant in drinking water below which there is no known/expected risk to health. PHGs are set by the CA Environmental Protection Agency.

Primary Drinking Water Standard (PDWS): MCLs and MRDLs for contaminants that affect health along with their monitoring, reporting, and water treatment requirements.

Maximum Residual Disinfectant Level (MRDL): The highest level of a disinfectant allowed in drinking water. There is convincing evidence that addition of a disinfectant is necessary for control of microbial contaminants.

Maximum Residual Disinfectant Level Goal (MRDLG): The level of a drinking water disinfectant below which there is no known or expected risk to health. MRDLGs do not reflect the benefits of the use of disinfectants to control microbial contaminants.

Regulatory Action Level: The concentration of a contaminant which, if exceeded, triggers treatment or other requirements that a water system must follow.

Treatment Technique (TT): A required process intended to reduce the level of a contaminant in drinking water.



List of Acronyms

- DLR:** Detection Limit for Purposes of Reporting
- GWUI:** Ground Water Under the Influence of Surface Water
- mg/L:** Milligrams per Liter or Parts Per Million (PPM)- Equivalent to 1 second in 11.5 days
- ng/L:** Nanograms per liter or Parts Per Trillion (PPT) - Equivalent to 1 second in nearly 32,000 years
- NA:** Not Applicable **NC:** Not Collected **ND:** Not Detected
- NL:** Notification Level **NS:** Not Sampled
- NTU:** Nephelometric Turbidity Units (Suspended Material)
- pCi/L:** Pico Curies per Liter
- pg/L:** Picograms per liter or Parts Per Quadrillion (PPQ) - Equivalent to 1 second in nearly 32,000,000 years
- Sequestration:** Phosphates Used in Water Treatment to Control Metal Releases
- uS/cm:** MicroSeimenper Centimeter
- µg/L:** Micrograms per Liter or Parts Per Billion (PPB) - Equivalent to 1 second in nearly 32 years



City of Needles Water Department
City Utility Services Office
817 Third Street
Needles, CA 92363
Phone: 760-326-5700

Coupon for \$100 Toilet Rebate

Present this coupon to City of Needles Customer Service Staff to receive a rebate of up to \$100 when you purchase a new WaterSense approved toilet. Residential accounts can apply for up to two rebates, and commercial accounts can receive up to four rebates. To qualify, your proof of purchase must also be submitted.




**Consumer Confidence Report
Certification Form**
(to be submitted with a copy of the CCR)

(To certify electronic delivery of the CCR, use the certification form on the State Board's website at http://www.swrcb.ca.gov/drinking_water/certific_drinkingwater/CCR.shtml)

Water System Name: City of Needles

Water System Number: 3610032

The water system named above hereby certifies that its Consumer Confidence Report was distributed on 4/30/2024 (date) to customers (and appropriate notices of availability have been given). Further, the system certifies that the information contained in the report is correct and consistent with the compliance monitoring data previously submitted to the State Water Resources Control Board, Division of Drinking Water.

Certified by: Name: Bryan Hickslein
Signature: 
Title: Chief Water Operator
Phone Number: (760) 326-5740 ext 139 Date: 7-25-2026

To summarize report delivery used and good-faith efforts taken, please complete the below by checking all items that apply and fill-in where appropriate:

CCR was distributed by mail or other direct delivery methods. Specify other direct delivery methods used: _____

"Good faith" efforts were used to reach non-bill paying consumers. Those efforts included the following methods:

- Posting the CCR on the Internet at www.cityofneedles.com
- Mailing the CCR to postal patrons within the service area (attach zip codes used)
- Advertising the availability of the CCR in news media (attach copy of press release)
- Publication of the CCR in a local newspaper of general circulation (attach a copy of the published notice, including name of newspaper and date published)
- Posted the CCR in public places - City Hall 817 3rd St, Needles Branch Library 1111 Baily Ave
- Delivery of multiple copies of CCR to single-billed addresses serving several persons, such as apartments, businesses, and schools
- Delivery to community organizations (attach a list of organizations)
- Other (attach a list of other methods used)

For systems serving at least 100,000 persons: Posted CCR on a publicly-accessible internet site at the following address: www

For investor-owned utilities: Delivered the CCR to the California Public Utilities Commission

This form is provided as a convenience for use to meet the certification requirement of the California Code of Regulations, Section 64483.6.